

Highlights

Radio Technology

- 802.11ac - 5 GHz 2x2:2
- 802.11ac - 2.4 GHz 2x2:2
- Integrated BLE (Bluetooth Low Energy) Radio for location services

Management and Analytics with ExtremeCloud™ IQ

- Over-the-air provisioning
- Enterprise plug-and-play connectivity in minutes
- Advanced reporting and network insights

Wide Array of Use Cases

- Extend network coverage and capacity to any location
- Works with Extreme and 3rd party networks
- Network security scanner
- Analytics and insights sensor

Secure Network Access

- Broad range of authentication modes for all devices from Corporate to IoT
- Integrated enterprise protection mechanisms including WIPS and VPN



ExtremeWireless™ AP30

Industry-first Pluggable Enterprise Wi-Fi Access Point and Sensor designed for instant, continuous, and adaptable client and IoT connectivity

The AP30 revolutionizes the way Wi-Fi is designed, deployed, and re-deployed, providing enterprise access, monitoring, and analytics in a new compact form factor. With a simple and intuitive design coupled with pain-free installation and automated over-the-air setup, the AP30 is the ideal choice for a variety of dynamic use cases including delivering instant network access, plugging RF holes, providing security and analytics, and remote VPN access.

The AP30 is equipped with 802.11ac Wi-Fi and Bluetooth Low Energy (BLE) technology for connectivity and monitoring services. With multiple operating modes, the AP30 can be used to extend Wi-Fi connectivity via existing Wi-Fi infrastructure, bridge IoT devices, or scan the RF environment for business and security applications.



Built to Suit Your Business Needs

Extreme Elements are the building blocks that allow you to tailor your network to your specific business environment, goals, and objectives. They enable the creation of an Autonomous Network that delivers the positive experiences and business outcomes most important to your organization.

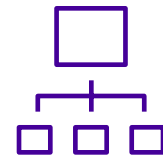
Combining architecture, automation, and artificial intelligence, Extreme Elements enable you to ensure that your users get what they need — when and where they need it. Providing these superior user experiences is as simple as mixing and matching the right elements.

Learn more at <https://www.extremenetworks.com/extreme-elements/>.



Flexible Wi-Fi

Administrators can quickly deploy the AP30 in any location that has connectivity requirements. No need to run new cables or ceiling-mount this access point, simply find a power outlet and plug it in. Once powered, the AP30 can be Ethernet connected to a neighboring data outlet, mesh to an existing network, or operate as an overlay sensor.



3rd Party Networks

The AP30 can connect to 3rd-party Wi-Fi networks to help compensate coverage or capacity challenges. With sensor mode equipped, the AP30 may also be used to monitor 3rd-party networks for efficiency so that administrators can optimize their network accordingly.




No More Dead Zones

The AP30 can be temporarily or permanently installed in minutes to eliminate dead zones in distant corners of the office, long hallways or passageways, staircases, breakrooms, storage rooms, etc., saving the time and money of pulling new cable or re-positioning existing ceiling-mounted access points.



Remote VPN

The AP30 can instantly extend corporate connectivity to anywhere you can plug it in to a power socket and get an IP address. With the AP30's native VPN capability you can instantly make your corporate SSID and security available for teleworkers, marketing events, sales demonstrations, offsite meetings, embedded employees consulting for other companies, temporary offices, and so on.



Solve Density Issues

Augment overloaded ceiling-mounted access points in any-sized meeting space. The AP30 can be temporarily or permanently installed in minutes to mitigate overloaded ceiling-mounted access points in conference rooms, training rooms, cafeterias, lobby areas, waiting rooms, gymnasiums, etc.



IoT Connectivity

The AP30 can quickly and easily bridge an IoT device to an Extreme or 3rd-party network in any easy or hard-to-reach location. The AP30 can act like an IoT hub and securely connect any Wi-Fi and/or Ethernet-based IoT device and sensor.

Product Specifications

Radio Specifications

802.11a

- 5.150–5.850 GHz Operating Frequency
- Orthogonal Frequency Division Multiplexing (OFDM) Modulation
- Rates (Mbps): 54, 48, 36, 24, 18, 12, 9, 6 w/ auto fallback

802.11b

- 2.4–2.5 GHz Operating Frequency
- Direct-Sequence Spread-Spectrum (DSSS) Modulation
- Rates (Mbps): 11, 5.5, 2, 1 w/auto fallback

802.11g

- 2.4–2.5 GHz Operating Frequency
- Orthogonal Frequency Division Multiplexing (OFDM) Modulation
- 20 dBm (100 mW) Transmit Power
- Rates (Mbps): 54, 48, 36, 24, 18, 12, 9, 6 w/ auto fallback

802.11n

- 2.4–2.5 GHz & 5.150–5.850 GHz Operating Frequency
- 802.11n Modulation
- Rates (Mbps): MCS0 - MCS15 (6.5Mbps - 300Mbps)
- 2x2 Multiple-In, Multiple-Out (MIMO) Radio

802.11ac

- 5.150–5.850 GHz Operating Frequency
- 802.11ac Modulation (256-QAM)
- Rates (Mbps): MCS0–MCS9 (6.5Mbps - 867Mbps), NSS = 1-2.
- 2x2:2 Stream Multiple-In, Multiple-Out (MIMO) Radio
- VHT20/VHT40/VHT80 support
- TxBF (Transmit Beamforming)

Interfaces

- 1x Gigabit Ethernet
- Built in BLE

Power Options

Integrated Plug – Region-specific options including:

- Type A/B 110V AC Power Adapter
- Type C 240V AC Power Adapter
- Type G 240V AC Power Adapter

Physical

Dimensions:

- US: 72mm x 72mm x 44mm
- UK: 72mm x 72mm x 57.5mm
- EU: 72mm x 72 mm x 67.8mm

Weight:

- US: .47lb (.21kg)
- UK: .55lb (.25kg)
- EU: .51lb (.23kg)

Antennas

- 2x Integrated single band, 2.4-2.5 GHz omnidirectional antennas
- 2x Integrated single band, 5.1-5.8 GHz omnidirectional antennas
- 1 x BLE internal antenna

Antenna Gain:

- 2.4 GHz: 1.9 dBi
- 5 GHz: 5.5 dBi

Max EIRP (dBm):

- 2400 MHz to 2500 MHz: 19.9 dBm
- 5150 MHz to 5250 MHz: 22.5 dBm
- 5250 MHz to 5350 MHz: 22.5 dBm
- 5470 MHz to 5725 MHz: 22.5 dBm
- 5725 MHz to 5850 MHz :22.5 dBm

Mounting

- AC Pluggable Access Point - Connects directly to power outlet
- Optional security bracket or security cable (sold as an accessory)
- TPM chip for added security

Environmental

- Operating: 0 to 35 °C, Storage: -40 to 70 °C
- Humidity: 95% RH (non-condensing)
- MTBF: 662,000 Hours

Power and Sensitivity Tables

Power - 2.4GHz

Channel	Data Rate	Power (dBm)
11b	1 Mbps	15
	11 Mbps	15
11g	6 Mbps	15
	54 Mbps	14
11n HT20	MCS0, 8	15
	MCS7, 15	14
11n HT40	MCS0, 8	15
	MCS7, 15	15

Receive Sensitivity - 2.4GHz

Channel	Data Rate	Power (dBm)
11b	1 Mbps	-96
	11 Mbps	-89
11g	6 Mbps	-93
	54 Mbps	-75
11n HT20	MCS0	-92
	MCS7	-73
11n HT40	MCS0	-90
	MCS7	-70

Power - 5GHz

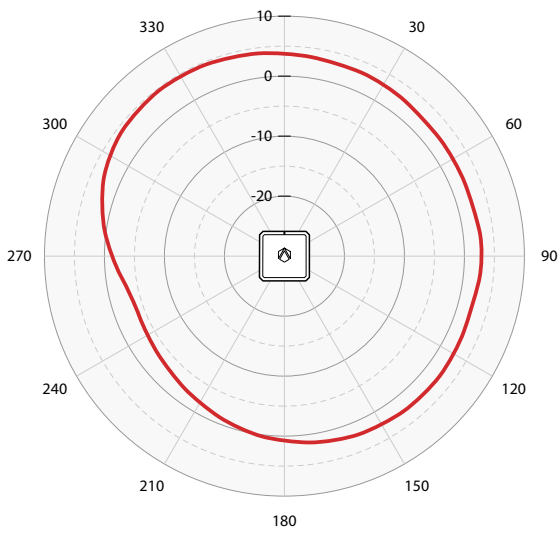
Channel	Data Rate	Power (dBm)
11a	6 Mbps	14
	54 Mbps	12
11n HT20	MCS0	14
	MCS7	12
11n HT40	MCS0	14
	MCS7	12
11ac VHT80	MCS0	14
	MCS9	11

Receive Sensitivity - 5GHz

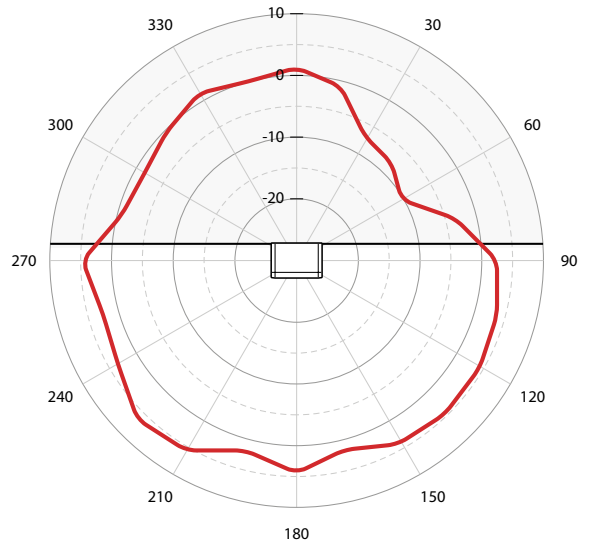
Channel	Data Rate	Power (dBm)
11a	6 Mbps	-92
	54 Mbps	-74
11n HT20	MCS0	-91
	MCS7	-73
11n HT40	MCS0	-89
	MCS7	-70
11ac VHT80	MCS0	-86
	MCS9	-61

Radiation Patterns - Azimuth and Elevation

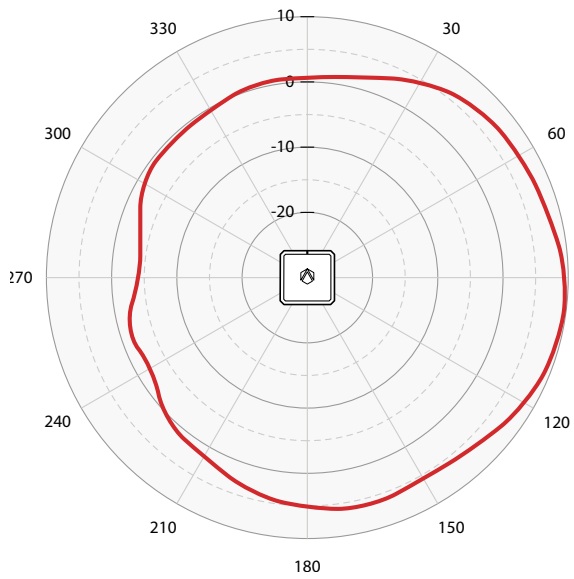
Azimuth - 2.4 GHz



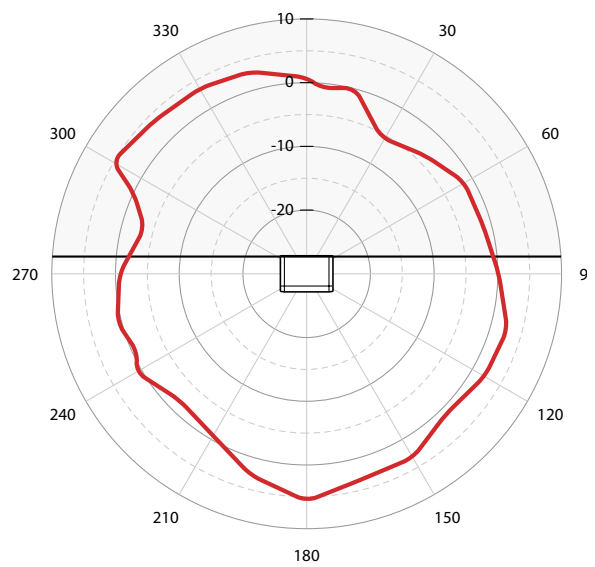
Elevation - 2.4 GHz



Azimuth - 5 GHz



Elevation - 5 GHz



Ordering Information

AP30 - SKUs

SKU	Description
AH-ATOM-FCC	Atom AP30 access/mesh point, dual radio WiFi 5 with client mode support, 1GE for backhaul/bridge, BLE, integrated Type A/B US-Compatible power plug. FCC regulatory domain.
AH-ATOM-W-UK	Atom AP30 access/mesh point, dual radio 802.11ac/n with client mode support, 1GE for backhaul/bridge, BLE, integrated Type G UK-compatible power plug. Configurable regulatory domain. Includes HiveManager Connect and HiveCare Community.
AH-ATOM-W-EU	Atom AP30 access/mesh point, dual radio 802.11ac/n with client mode support, 1GE for backhaul/bridge, BLE, integrated Type C EU-compatible power plug. Configurable regulatory domain. Includes HiveManager Connect and HiveCare Community.
AH-ATOM-CE-UK	Atom AP30 access/mesh point, dual radio 802.11ac/n with client mode support, 1GE for backhaul/bridge, BLE, integrated Type G UK-compatible power plug. CE regulatory domain. Includes HiveManager Connect and HiveCare Community.
AH-ATOM-CE-EU	Atom AP30 access/mesh point, dual radio 802.11ac/n with client mode support, 1GE for backhaul/bridge, BLE, integrated Type C EU-Compatible power plug. CE regulatory domain. Includes HiveManager Connect and HiveCare Community.
AH-ATOM-CAN	Atom AP30 access/mesh point, dual radio WiFi 5 with client mode support, 1GE for backhaul/bridge, BLE, integrated Type A/B US-Compatible power plug. CAN regulatory domain. Includes ExtremeCloud IQ Connect and HiveCare Community

AP30 - Misc SKUs

SKU	Description
AH-ACC-ATOM-BRKT	Atom AP30 Anti-Theft Security Bracket for the Atom Type A/B Plug (US). Includes two screws
AH-ACC-ATOM-SEC	Atom AP30 Anti-Theft Security Cable for all Atom AP30 variants. Includes a screw.



<http://www.extremenetworks.com/contact>

©2020 Extreme Networks, Inc. All rights reserved. Extreme Networks and the Extreme Networks logo are trademarks or registered trademarks of Extreme Networks, Inc. in the United States and/or other countries. All other names are the property of their respective owners. For additional information on Extreme Networks Trademarks please see <http://www.extremenetworks.com/company/legal/trademarks>. Specifications and product availability are subject to change without notice. 26375-0120-13